

Application



It is ideal to use in the factory, railway station, workshop, large storage, gym, large scale building area, tunnel, and laneway as floodlight illumination.

Characteristics

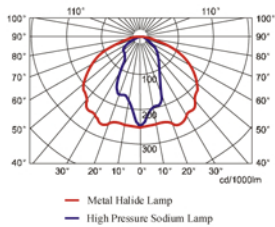
- Light source and electrical appliance adopts world's top brand, high efficiency and stability. It gives 20% more light than the other manufactures'.
- The glass of the lamp is glare free which avoid eyestrain caused to the workers .
- Quick opening lid, easy to maintain.
- Multiple anti corrosion structure and the high strength aluminium alloy housing ensure the lamp can work for a long time in the high frequency vibration atmosphere.
- The housing adopts high-tech surface spraying technology, abrasion resistance corruption, waterproof, dustproof, applicable to all kinds of harsh environments.
- Multiple mounting options: seated mounted, ceiling mounted, wall mounted etc. The lamp's illumination angle can be adjusted within 180° according to the application.

Main specification

Input Voltage	220VAC 50Hz (110V 60Hz Optional)
Ingress Protection	IP65
Anti Corrosion Grade	WF2
Insulation Grade	I
Space Height Ratio	4.5
Leading-in cable diameter	φ 6mm - φ 8mm
Dimension	340,293,208mm
Net Weight	4Kg



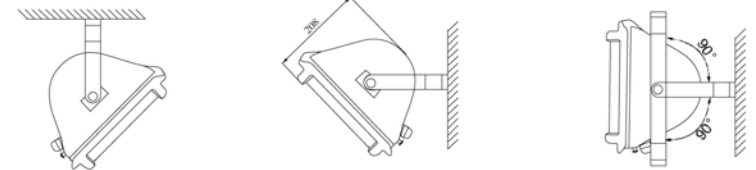
Light distribution curve



Ordering reference

Ordering Reference	Light Source	Rated wattage (W)	Light output (lm)	Lamp life(h)
ZY8100-J70	Metal Halide Lamp	70	5,500	10,000
ZY8100-J100	Metal Halide Lamp	100	9,000	10,000
ZY8100-J150	Metal Halide Lamp	150	13,000	10,000
ZY8100-N70	High Pressure Sodium Lamp	70	6,000	28,500
ZY8100-N100	High Pressure Sodium Lamp	100	9,600	28,500
ZY8100-N150	High Pressure Sodium Lamp	150	16,000	28,500

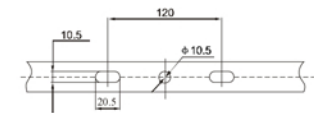
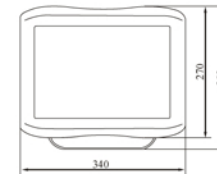
Drawing of dimension (Dimensions in mm)



Ceiling mounting

Side wall-mounting

Side wall-mounting



Mounting hole drawing