

Application


This product is ideal for use as industrial lighting in electric power, metallurgy and other large plant rooms, large plant, and other indoor and outdoor area.

Characteristics

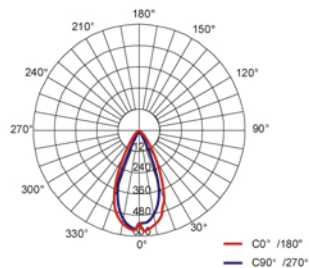
- The light source adopts the international famous brand, reliable performance, the brightness 20% higher than similar products, average service life is long, decrease the troubles and inconvenience of frequent replacement bulbs
- The light body humanized design, clasp type electrical box can unarmed open, easy installation and maintenance
- Reflector is made of import material. High reflecting effect, ideal for all kinds high bay for fixed illumination.
- Unique structure design and light weight material for great dust-proof, water-proof, corrosion resistance and anti rust.

Main specification

Input Voltage	220VAC 50Hz (110V 60Hz Optional)
Ingress Protection	IP65
Anti Corrosion Grade	WF2
Insulation Grade	I
Space Height Ratio	1.5
Leading-in cable diameter	φ 8mm - φ 10mm
Dimension	φ 490,560mm
Net Weight	11.4Kg



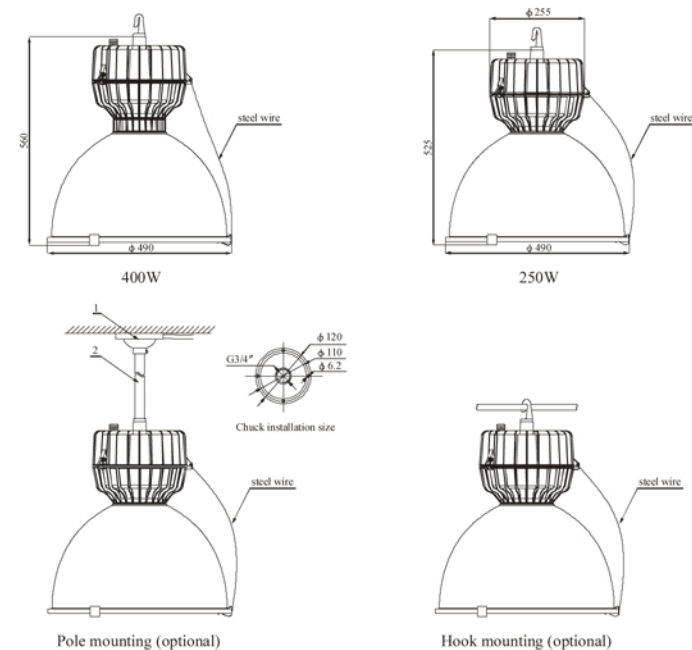
Light distribution curve



Ordering reference

Ordering Reference	Light Source	Rated Wattage (W)	Light Output (lm)	Lamp Average Life (h)
ZY8510-J250	Metal Halide Lamp	250	25,000	12,000
ZY8510-J400	Metal Halide Lamp	400	36,000	12,000
ZY8510-N250	High Pressure Sodium Lamp	250	27,500	28,500
ZY8510-N400	High Pressure Sodium Lamp	400	50,000	28,500

Drawing of dimension (Dimensions in mm)



Accessories list (optional)

Number	Name	Quantity	Remark
1	G3/4" Chuck	1	
2	G3/4" Pole	1	The length in accordance with the request of the customer